



Get started with FarStone One



One click Backup and Recovery

Backup your computer with or without an external hard drive.

[Learn how to back up or restore >](#)



Rescue Disk

A bootable rescue disk will help you restore your computer with a few simple steps. Restore your PC even when you have no access to windows.

[How to create a rescue disk and restore your windows to health status >](#)



Useful Tools

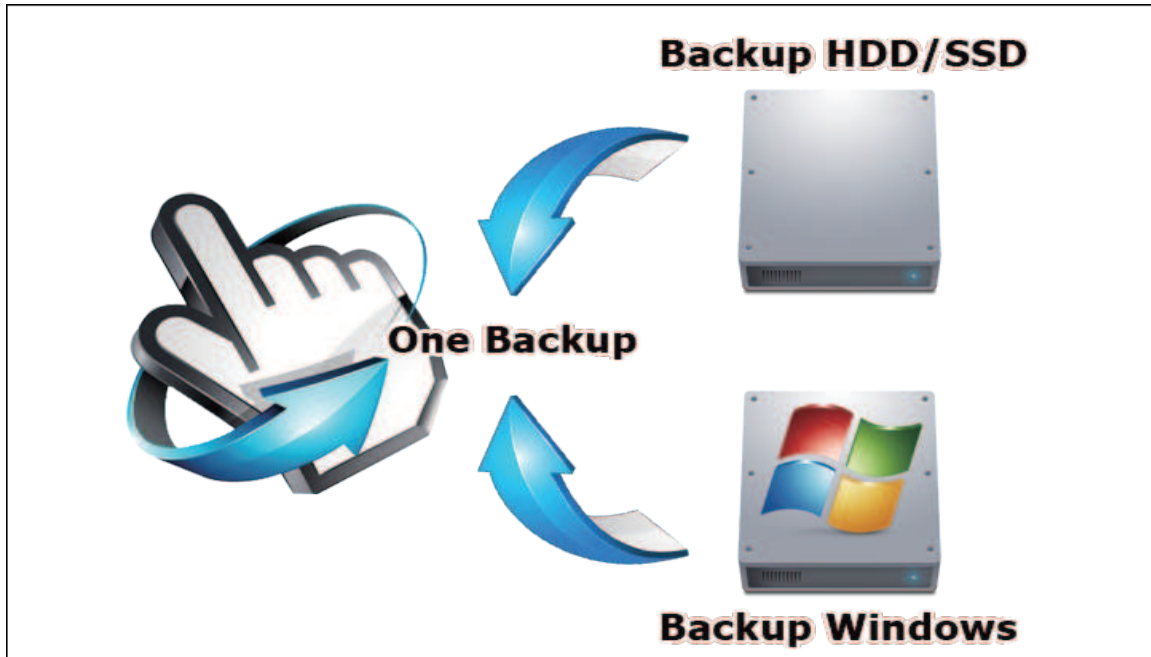
Variety of functions that furthers protect your PC such as image preview and file browse.

[Full-featured Tools >](#)

Backup & Restore your digital life

Backup OS or whole hard drive

One Backup



Chose Backup sources. Backing up to its own drives is allowed (E.g C://)

Rapid Restore

One Restore

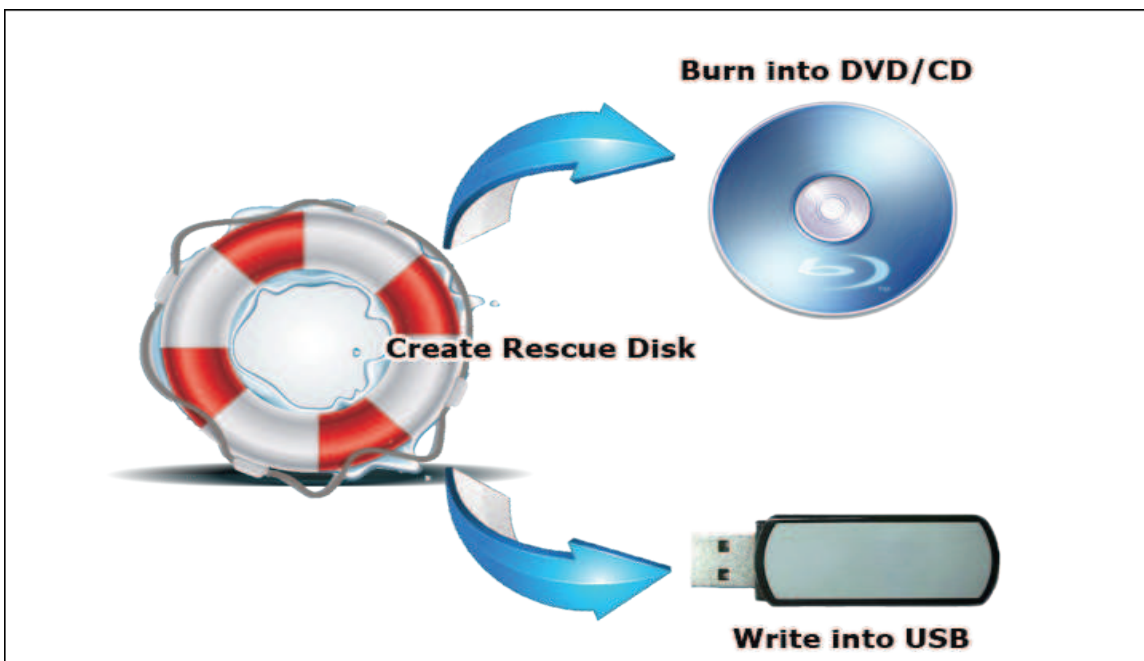


Select the image to begin the computer restoration.

Rapid Restore technology allows you to restoe entire hard drive within minutes.

Rescue Disk

You can create a Rescue Disk by going to Tools->Bootable Rescue Media. A Rescue Disk allows you to recover your PC in our pre-OS environment. A Rescue disk is needed for recovery when you have no access to Windows.

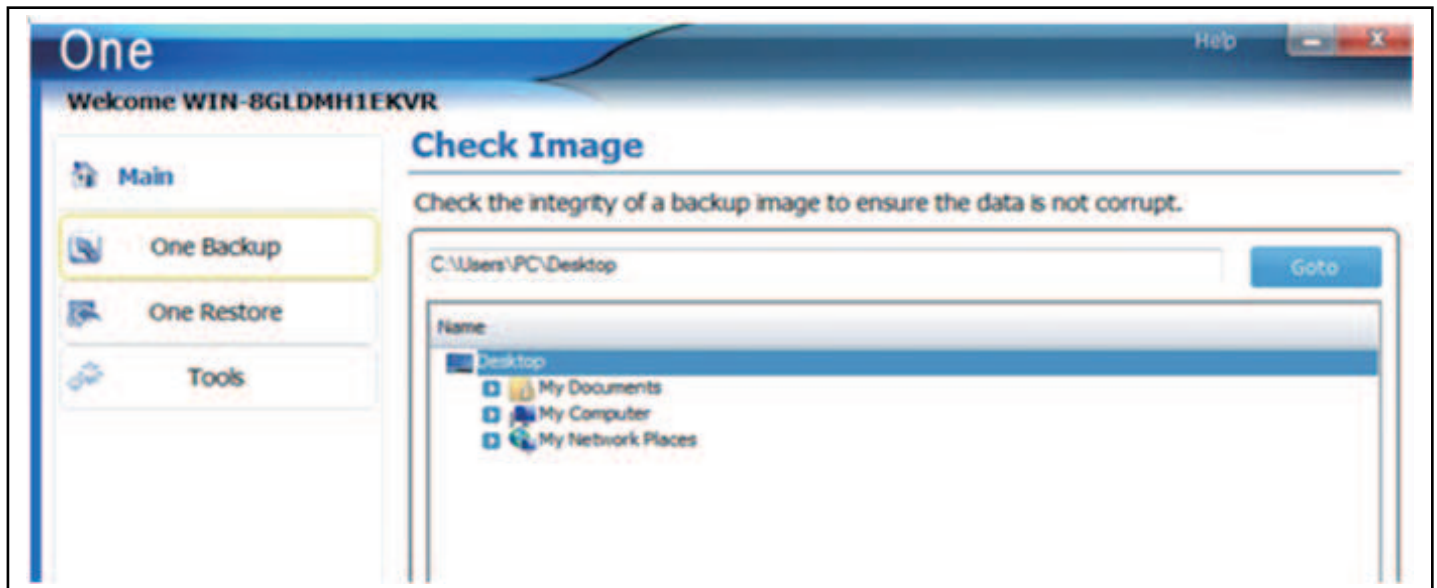


To boot with a Rescue disk, you will have to set to boot from CD/DVD-rom from the boot menu/BIOS. Please refer to your manufacture guides.



Useful Tools

One provides abundant useful tools, such as
Check Image Integrity



Check if your backup image are valid for restoring or loading.

Restore File

Restore specific file from a full backup image.

